







WSSA 2009 Annual Meeting Survey




1. Are you a member of			
		Response Percent	Response Count
WSSA	<div><div></div></div>	77.5%	224
SWSS	<div><div></div></div>	0.3%	1
Both	<div><div></div></div>	21.1%	61
Neither	<div><div></div></div>	1.0%	3
answered question			289
skipped question			3

2. Did you attend the 2009 conference?			
		Response Percent	Response Count
Yes	<div><div></div></div>	60.3%	176
No	<div><div></div></div>	39.7%	116
answered question			292
skipped question			0

3. Did you like having the meeting jointly?			
		Response Percent	Response Count
Yes	<div><div></div></div>	78.0%	128
No	<div><div></div></div>	22.0%	36
Additional comments about the meeting being a joint meeting:			64
answered question			164
skipped question			128





4. If we have joint meetings in the future, should the program be:			
		Response Percent	Response Count
Completely integrated		50.0%	82
Separate but concurrent		23.8%	39
Separate and contiguous		16.5%	27
Other (please specify)		9.8%	16
answered question			164
skipped question			128



5. Would there be value in scheduling the WSSA annual meeting in conjunction with other societies' annual meetings?			
		Response Percent	Response Count
Yes		81.3%	135
No		18.7%	31
If you answered no, please provide additional comments here:			40
answered question			166
skipped question			126





6. Was the meeting length:			
		Response Percent	Response Count
Too long		60.2%	100
Too short		0.6%	1
Just about right		39.2%	65
Additional comments about the meeting length:			46
answered question			166
skipped question			126






7. What did you think about the overall format of the program?			
		Response Percent	Response Count
Great	<div><div></div></div>	23.6%	39
Fair	<div><div></div></div>	43.0%	71
Ok	<div><div></div></div>	23.0%	38
Not good	<div><div></div></div>	10.3%	17
Additional comments about the program format:			48
	answered question		165
	skipped question		127






8. If you were a contributor, would you be willing to submit your titles earlier in order to get the program out earlier?			
		Response Percent	Response Count
Yes, 1 month earlier	<div><div></div></div>	39.8%	66
Yes, 2 months earlier	<div><div></div></div>	8.4%	14
No, I would not be willing to submit my title earlier	<div><div></div></div>	29.5%	49
I was not a contributor	<div><div></div></div>	22.3%	37
	answered question		166
	skipped question		126






9. On a scale of 1 to 4 please rate how well you liked the poster discussion session format.			
		Response Percent	Response Count
4 (I liked it very much)		8.8%	14
3		32.7%	52
2		26.4%	42
1 (I did not like it at all)		32.1%	51
Additional comments about the poster session:			66
<i>answered question</i>			159
<i>skipped question</i>			133



10. Did you attend one or more of the small poster breakout sessions?			
		Response Percent	Response Count
Yes		72.1%	119
No		27.9%	46
<i>answered question</i>			165
<i>skipped question</i>			127




11. If you attended the poster breakout session, were you a (choose all that apply)			
		Response Percent	Response Count
Presenter		26.1%	36
Moderator		4.3%	6
Attendee		81.2%	112
None of the above		10.1%	14
<i>answered question</i>			138
<i>skipped question</i>			154




12. If you were a presenter, how would you rate your experience?			
		Response Percent	Response Count
4 (I liked it very much)		8.4%	11
3		16.0%	21
2		8.4%	11
1 (I did not like it at all)		4.6%	6
N/A		62.6%	82
Additional comments on being a presenter:			9
	<i>answered question</i>		131
	<i>skipped question</i>		161




13. If you were a moderator, how would you rate your experience?			
		Response Percent	Response Count
4 (I liked it very much)		1.6%	2
3		1.6%	2
2		1.6%	2
1 (I did not like it at all)		1.6%	2
N/A		93.4%	114
Please included additional comments on being a moderator here:			1
	<i>answered question</i>		122
	<i>skipped question</i>		170

14. If you were an attendee, how would you rate your experience?			
		Response Percent	Response Count
4 (I liked it very much)		12.7%	20
3		33.1%	52
2		26.1%	41
1 (I did not like it at all)		17.8%	28
N/A		10.2%	16
Additional comments on being an attendee:			21
<i>answered question</i>			157
<i>skipped question</i>			135

15. Would you rate the small breakout sessions as more/less valuable than the large poster sessions of previous years?			
		Response Percent	Response Count
More		44.1%	60
Less		55.9%	76
Additional comments on the value of small breakout sessions:			30
<i>answered question</i>			136
<i>skipped question</i>			156

16. What did you think about the number of tours?			
		Response Percent	Response Count
I would like to see more tours		5.5%	8
The number was reasonable		76.7%	112
I would like to see fewer tours		17.8%	26
Additional information about the number of tours:			24
<i>answered question</i>			146
<i>skipped question</i>			146

17. Should the tours be offered:			
		Response Percent	Response Count
As they were this year, spread across the conference		41.2%	63
All offered on one day with no sessions held		44.4%	68
Other (please specify)		14.4%	22
<i>answered question</i>			153
<i>skipped question</i>			139

18. Were the tours an appropriate mix of subject matter?			
		Response Percent	Response Count
Yes		42.5%	68
No		1.9%	3
I did not go on a tour		55.6%	89
Additional comments about the subject matter of the tours:			11
<i>answered question</i>			160
<i>skipped question</i>			132

19. Why did you not attend the meeting? (choose all that apply)			
		Response Percent	Response Count
Too expensive	<div></div>	33.6%	38
Conflict with schedule	<div></div>	29.2%	33
Too busy	<div></div>	23.9%	27
Location of meeting	<div></div>	16.8%	19
Don't normally attend	<div></div>	22.1%	25
Other (please list other reasons for your decision here)	<div></div>	25.7%	29
	answered question		113
	skipped question		179